

Metered Rack PDU

Rack PDU, Metered, Zero U, 30A, 120V, (24) 5-20



APC Metered Rack PDU , Input: 120V , Input Connections: NEMA L5-30P , Cord Length: 10 feet (3.05 meters) , Output: 120V , Output Connections: NEMA 5-20R

Includes: Rack Mounting brackets, Toolless Mounting Kit, User Manual

Standard Lead Time: Usually in Stock

AP7832 Features

| | |
|--------------------------------|--|
| Toolless Mounting Capabilities | Units do not require additional tools to mount into APC NetShelter VX, which allows the users to quickly and easily mount units in the rear of the enclosure. |
| Vertical Mounting Capabilities | Easily mounts vertically in racks or enclosures and occupies zero U of valuable rack space, which allows more equipment in the rack. Units that mount vertically are optimized to fit in a NetShelter VX enclosures. |
| Resettable circuit breakers | Enables a quick recovery from overload events. |

Metered Rack PDU Features & Benefits

Availability

Remote Management Capabilities Full-featured network management interfaces that provide standards-based management via Web, SNMP, and Telnet. Allows users to access, configure, and manage units from remote locations to save valuable time. Associated with this feature is the ability to quickly and easily upgrade the firmware via network download to installed units for future product enhancements. (Note: Only applicable for units categorized as Networked).

Local Current Monitoring Display The aggregate current draw per power distribution unit is displayed on the unit via a digital display. The local digital display helps installers avoid overloaded circuits by providing a visible warning when the current draw is close to the maximum amperage draw of the strip.

Alarm Thresholds Define alarm thresholds in order to avoid overloaded circuits. Network and visual alarms inform the user of possible problems. (Note: Only available on units with the current monitoring capabilities. Please see SKU specifications for availability)

Load indicator LED Indicates overload and warning conditions based on the user-defined alarm thresholds. Alerts users of potential overloaded circuits.

Integrates with InfraStruXure Central An IT-ready, scalable monitoring system that collects, organizes, and distributes critical alerts, surveillance video and key information, providing a unified view of complex physical infrastructure environments from anywhere on the network

Flash Upgradeable Quickly and easily upgrade firmware via network download for future product enhancements. Eliminates the need to replace products already installed in the field when new features are released. (Note: Networked units only)


Agility

Rack-Mountable Includes horizontal, vertical, and toolless-mount varieties. Puts power where it is needed most - in the racks near the equipment.


Single input power source Supply power from one branch whip to multiple pieces of equipment, conveniently powering rack-mount equipment. Saves time and money during installation by using one branch whip and standard connections.

Wide range of input and output connections Product family includes a variety of input and output connections to distribute 120V, 208V, or 230V power to multiple outlets. Having a variety of inputs and outputs allow users to adapt to varying power requirements. APC offers units that bring up to 14.4kW using a single branch whip.

Output

| | | |
|--------------------------------------|-----------------|---|
| Nominal Output Voltage | 120V | |
| Maximum Total Current Draw per Phase | 24A | |
| Output Connections | (24) NEMA 5-20R |  |
| Overload Protection | Yes | |

Input

| | | |
|--|-------------|---|
| Nominal Input Voltage | 120V | |
| Input Frequency | 50/60 Hz | |
| Regulatory Derated Input Current (North America) | 24A | |
| Input Connections | NEMA L5-30P |  |
| Cord Length | 3.05 meters | |
| Number of Power Cords | 1 | |
| Maximum Input Current per phase | 30A | |
| Load Capacity | 2880 VA | |

Physical

| | |
|-----------------|------------|
| Net Weight | 5.68 KG |
| Maximum Height | 1619.00 mm |
| Maximum Width | 56.00 mm |
| Maximum Depth | 44.00 mm |
| Shipping Weight | 6.59 KG |
| Shipping Height | 2134.00 mm |
| Shipping Width | 152.00 mm |
| Shipping Depth | 127.00 mm |
| Color | Black |

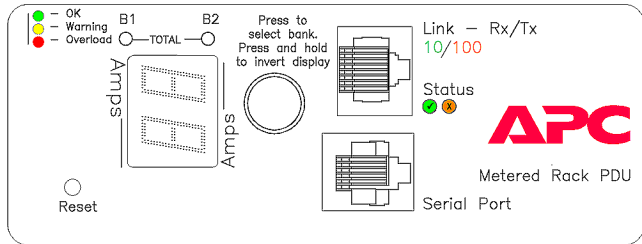
Environmental

| | |
|-----------------------------|---------------|
| Operating Environment | 0 - 45 °C |
| Operating Relative Humidity | 5% |
| Operating Elevation | 0-3000 meters |

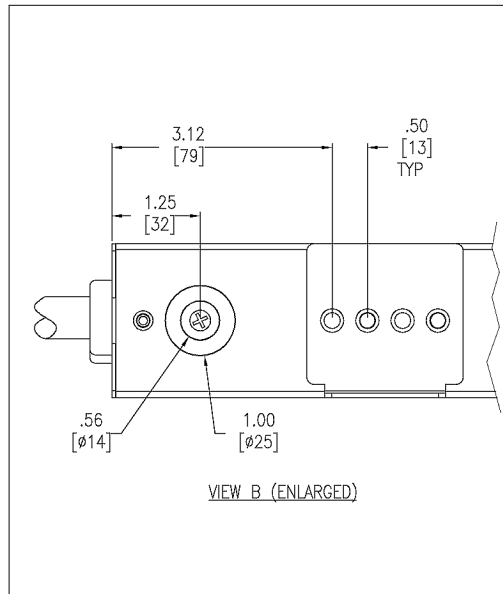
| | |
|---------------------------|----------------|
| Storage Temperature | -25 - 65 °C |
| Storage Relative Humidity | 5% |
| Storage Elevation | 0-15000 meters |

Conformance

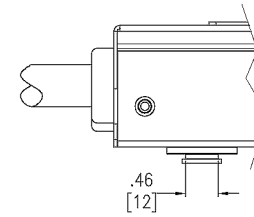
| | |
|----------------------|--|
| Regulatory Approvals | cUL Listed,CSA C22.2 No. 60950-1-03,FCC Part 15 Class A,ICES-003,Industry Canada,UL 60950,UL 60950-1 |
| Standard Warranty | 2 years repair or replace |
| ROHS/WEEE Compliance | RoHS 7b Exemption |



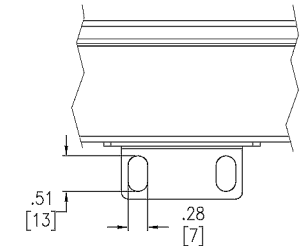
DETAIL A (ENLARGED-DISPLAY INTERFACE)



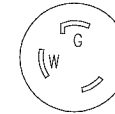
VIEW B (ENLARGED)



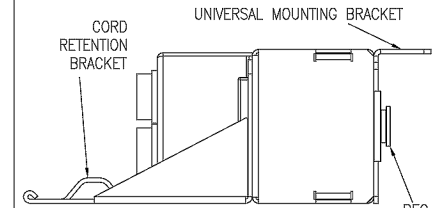
VIEW C (ENLARGED)



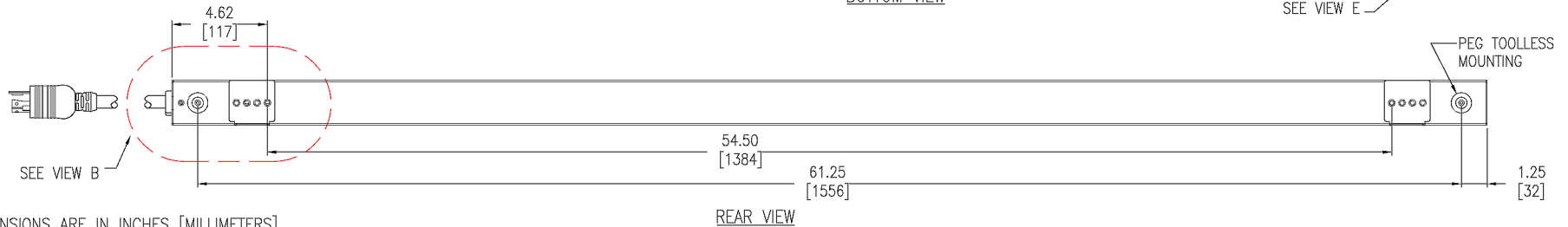
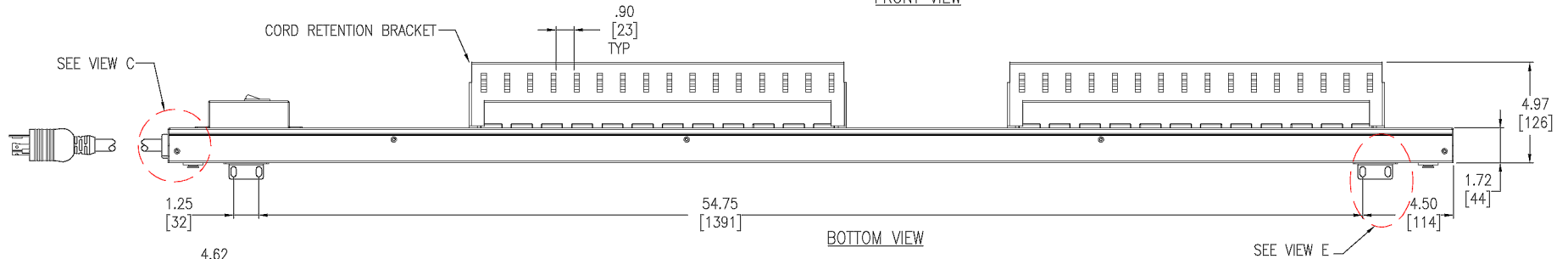
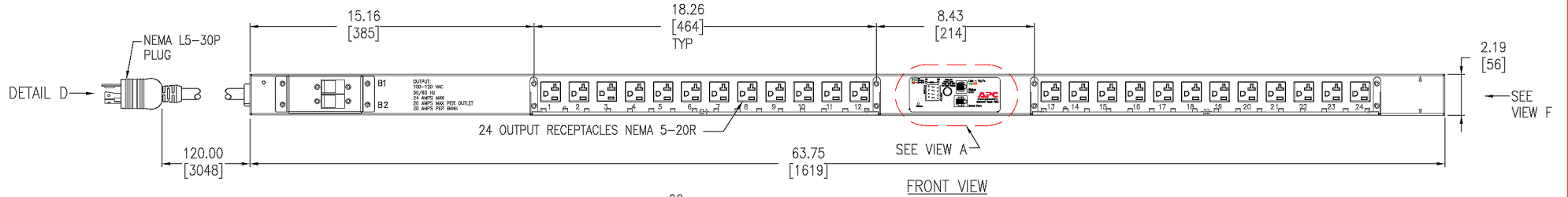
VIEW E (MOUNTING BRACKET-ENLARGED)



DETAIL D (NEEMA L5-30P PLUG-ENLARGED)



VIEW F (RIGHT SIDE VIEW-ENLARGED)



NOTES:

1. ALL DIMENSIONS ARE IN INCHES [MILLIMETERS].
2. NET WEIGHT IS 12.5 LBS [5.7kg]
3. UNIVERSAL MOUNTING BRACKET IS AN ALTERNATIVE MOUNTING METHOD TO THE TOOLLESS MOUNT FOR NON APC RACKS.
4. BRACKET KITS TO MOUNT TO SPECIFIC COMPETITORS RACKS ARE AVAILABLE AS OPTIONS.
5. INSTALLATION MUST COMPLY WITH ALL APPLICABLE NATIONAL AND LOCAL CODES.

THIS DRAWING AND SPECIFICATIONS HEREIN ARE THE PROPERTY OF AMERICAN POWER CONVERSION AND SHALL NOT BE COPIED, REPRODUCED OR USED IN WHOLE OR IN PART, AS THE BASIS FOR THE MANUFACTURE OR SALE OF ITEMS WITHOUT WRITTEN PERMISSION FROM APC. THIS DRAWING IS BASED UPON LATEST AVAILABLE INFORMATION AND IS SUBJECT TO CHANGE WITHOUT NOTICE.

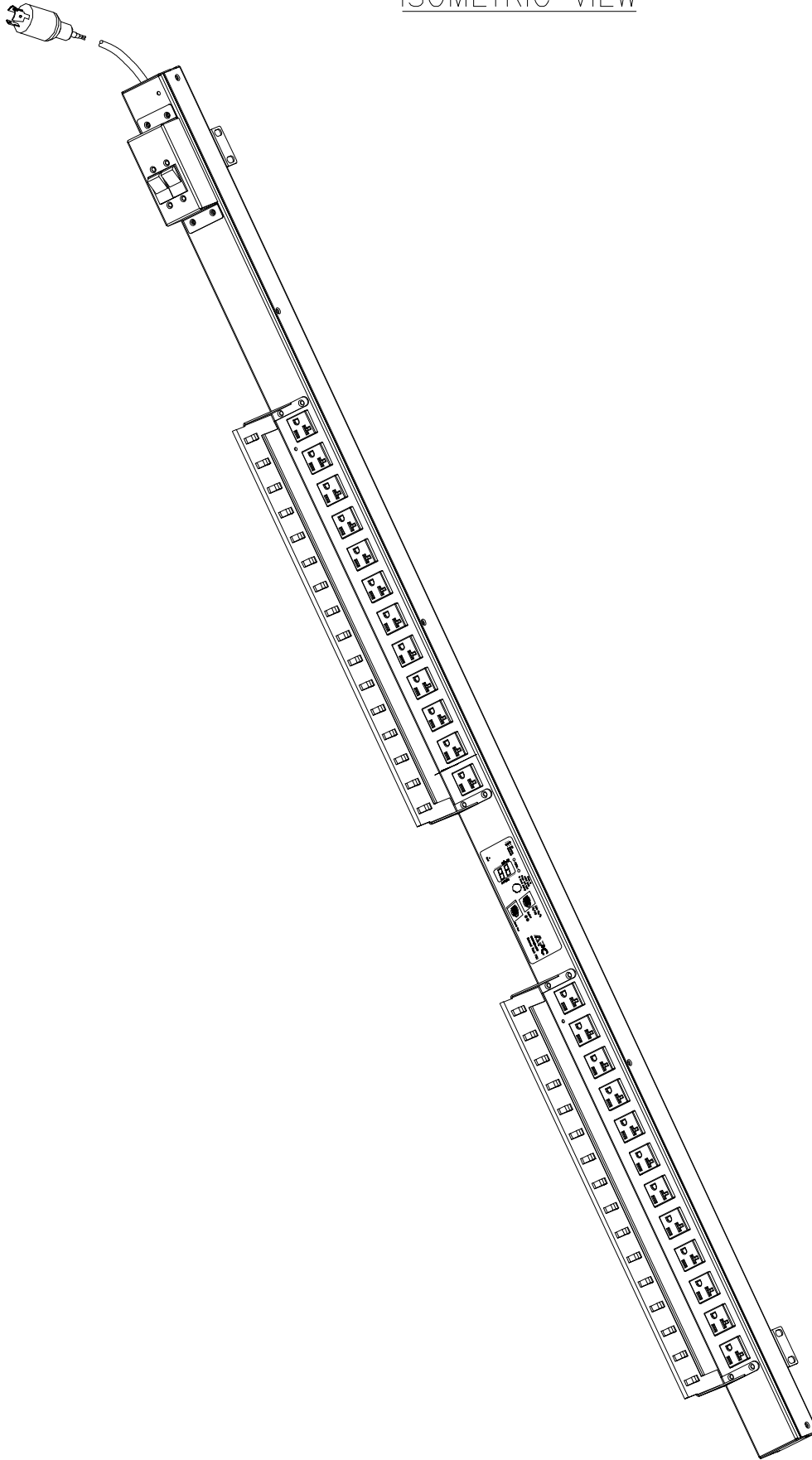
TITLE: RACK PDU, METERED
 ZERO U, 30A, 120V, INPUT: NEMA L5-30P
 OUTPUT: (24) NEMA 5-20R
 MAIN MECHANICAL
 PROJECT: SUBMITTAL DRAWINGS SHEET 1 OF 2

DWG NO: AP7832-MM1
 DRAWN BY: JAYAPRAKASH
 CHECKED BY: T.HORSTMANN
 ENGINEER: J.RING/ E.SILVA

REV. 1



ISOMETRIC VIEW



THIS DRAWING AND SPECIFICATIONS HEREIN ARE THE PROPERTY OF AMERICAN POWER CONVERSION AND SHALL NOT BE COPIED, REPRODUCED OR USED IN WHOLE OR IN PART, AS THE BASIS FOR THE MANUFACTURE OR SALE OF ITEMS WITHOUT WRITTEN PERMISSION FROM APC. THIS DRAWING IS BASED UPON LATEST AVAILABLE INFORMATION AND IS SUBJECT TO CHANGE WITHOUT NOTICE.

TITLE: RACK PDU, METERED
 ZERO U, 30A, 120V, INPUT: NEMA L5-30P
 OUTPUT: (24) NEMA 5-20R
 ISOMETRIC VIEW
 PROJECT: SUBMITTAL DRAWINGS SHEET 2 OF 2

DWG NO: AP7832-MM2 REV. 1
 DRAWN BY: JAYAPRAKASH
 CHECKED BY: T.HORSTMANN
 ENGINEER: J.RING/ E.SILVA





by Schneider Electric

Metered Rack PDU

Overview

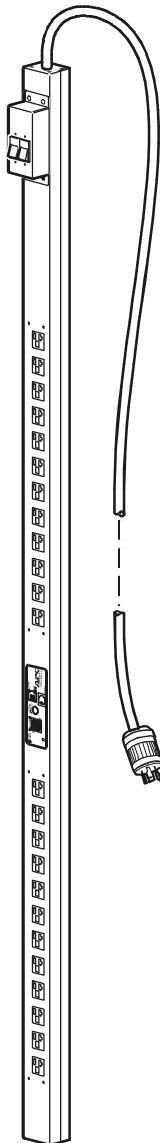
The American Power Conversion (APC®) Metered Rack Power Distribution Unit (PDU) distributes power to devices in the rack. It has a sensor that measures the current that it and its attached devices use. It can be monitored through Web, Telnet, SNMP, SSH, or InfraStruXure Central interfaces.

Outlets. The Rack PDU has twenty-four (24) NEMA 5-20 outlets.

Digital display. The interface uses a digital display that shows aggregate current being used by the Rack PDU.

Power cord. The 10-foot (3.05-meter) power cord terminates with a NEMA L5-30 connector.

AP7832





by Schneider Electric

Specifications

Electrical

| | |
|--------------------------|--------------------------|
| Input connector | NEMA L5-30 plug |
| Output connectors | (24) NEMA 5-20 outlets |
| Nominal input voltage | 120 VAC |
| Acceptable input voltage | ± 10% of nominal voltage |
| Input frequency | 50/60 Hz |

Physical

| | |
|------------------------------------|--|
| Dimensions (H × W × D) | 63.75 x 2.19 x 1.73 in (161.92 x 5.56 x 4.39 cm) |
| Shipping dimensions (H × W × D) | 84.00 x 6.00 x 5.00 in (213.36 x 15.24 x 12.7 cm) |
| Weight | 12.50 lb (5.67 kg) |
| Shipping weight | 14.50 lb (6.58 kg) |

Environmental

| | |
|----------------------------------|------------------------------|
| Maximum elevation (above MSL) | |
| Operating | 15,000 ft (4500 m) |
| Storage | 50,000 ft (15 000 m) |
| Temperature | |
| Operating | 23 to 115° F (–5 to 45° C) |
| Storage | –13 to 149° F (–25 to 65° C) |
| Humidity | |
| Operating | 5 – 95% RH Non-condensing |
| Storage | 5 – 95% RH Non-condensing |

Compliance

| | |
|---------------------|---------------------------------|
| EMC verification | FCC Class A ICES-003 Class A |
| Safety verification | UL, cUL 60950 |

© 2008 American Power Conversion. All rights reserved. All APC trademarks are property of American Power Conversion. Other trademarks are property of their respective owners.



990-1896B